



**MERRY CHRISTMAS CAMPER! YOU ARE HEADED TO:
MASTER BUILDER CAMP'S
GINGERBREAD BATTLE!**

**WHILE YOU ARE WAITING, HERE IS A FUN ACTIVITY
PACKET TO COLOR AND CREATE!**



**SEND PICS OF YOUR COMPLETED CASTLES TO:
MASTERBUILDERCAMP@GMAIL.COM AND WE
WILL POST THEM ON OUR INSTAGRAM PAGE!**

SEE YOU SOON! :D - THE MBC CREW!











Comic Page 2



draw some gingerbread or candy soldiers!




What happens next? You decide



**THE
END**

GINGERBREAD BATTLE PLAYSET INSTRUCTIONS

- COLOR THE TASTY CITY SCENE
- FOLD PAPER ALONG DOTTED LINES
- CUT ALONG THE SOLID OUTLINE
- SET UP, ADD FIGURES, AND PLAY!



GINGERBREAD BATTLE FIGURES

-COLOR YOUR FIGURES

-CUT OUT ALONG SOLID OUTLINES

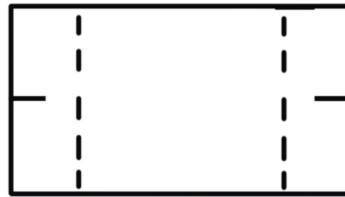
FOR BASES: CUT ALONG SOLID LINES,

FOLD ON DOTTED LINES, PLACE FIGURES

INTO CUTS ON ENDS TO STAND THEM UP



BASE 1



BASE 2



BASE 3





FIGURE 1



BASE 4



BASE 5



FIGURE 2



FIGURE 3




FIGURE 4





FIGURE 5

GINGERBREAD BATTLE FIGURES
-COLOR YOUR FIGURES
-CUT OUT ALONG SOLID OUTLINES

FOR BASES: CUT ALONG SOLID LINES,
FOLD ON DOTTED LINES, PLACE FIGURES
INTO CUTS ON ENDS TO STAND THEM UP



BASE 1



BASE 2



BASE 3



FIGURE 1



BASE 4



BASE 5



FIGURE 2



FIGURE 3




FIGURE 4



FIGURE 5

